

How to Sort/Take Out Garbage

Garbage is a resource!

Appropri-ate sorting and recycling can significantly reduce the amount of garbage.



Burnable Garbage



※Thoroughly drain water from kitchen waste.(It is recommended to garbage using a disposer,etc.)

※Cooking Oil is stuff milk carton with newspaper to absorb oil.

Unusable Garbage・Harmful garbage



※Make sure any spray gas and gas cans are completely empty before you dispose of them.

※Please Put waste into a transparent bag according to category.

Petbottle・Used Paper



※Remove all cap and labels of PET bottles.Rinse briefly.

Can・Glass Bottle



※Aluminum&Steel Cans/Unbroken Bottles Please separate garbage.


※Remove all contents and rinse lightly before disposing.

※Any colored or sized Glass bottle can be put in one bag mixedly.

● Paper for recycling



■ Tie each type together separately with string. ■ Put them into plastic bags when rainy.

Cardboard
Boxes




- Please remove any tape or wire before disposing.
- Cardboards should be folded and tied.

News
paper





- Please make sure your stack is entirely newspaper by removing any leaflets.

Maga
zines
etc...



- Includes magazines, glossy leaflets, comic books etc...

Milk
Carton



- Rinse, dry and cut open carton and lay flat and stack and tie up.

Let's separate plastic bottles correctly

★ Let's keep in mind Recycling ★

① **Remove the Cap.**

(Eco-cap → recovery box)

Remove the Lavel.

(Lavel film → waste plastic)

② **Wash inside**

(Please drain)

③ **Put them in transparent plastic bags.**

(To garbage that burns)

• With  marks on, clear PET bottles of soft or alcoholic drinks, soy sauce, sweet sake for saesoning

Urgent Notification of Spray and Gas Can Disposal

The remains of spray and gas cans are highly flammable, and have possibly led to explosions at the recycling plant.



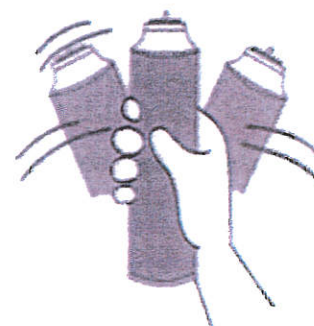
Please follow these rules as below.



- ① Make sure any spray and gas cans are completely empty before you dispose of them.

(Shake to check for any remaining contents)

- ② Place fully empty cans in a transparent garbage bag, and make sure to check the correct disposal day for Non-Flammable Garbage.



●スプレー缶・カセットボンベ類の捨て方●


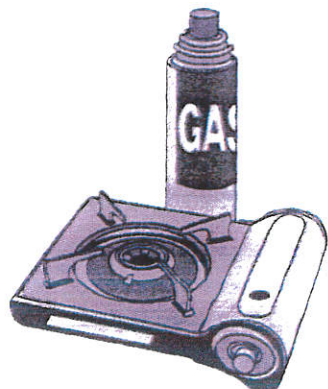
スプレー缶やカセットボンベには可燃性の高いガスが使用されているものもあり、中身が入ったままゴミとして回収されると、ゴミ収集車や処理施設の中で発火し、火災や爆発を引き起こす原因となり、重大な事故につながる恐れがあります。スプレー缶などは次の通り正しく処理をしてからゴミに出すようにご協力をお願いします。

●スプレー缶、カセットボンベ類の排出方法●

(1) 中身を使い切る

使い切ったつもりでも中身が残っている場合があります。スプレー缶を振って「シャカシャカ」と音がしたら、まだ中身が残っています。

(2) 「もやさないごみ」の日に中身が見える無色透明な袋に入れて出す。



Attention to all tenants

Please don't mix any cans, glass bottles, water litter bottle #1 into combustible trash bag.

Your trash company will not pick up such a trash which mentioned above item is mixed with combustible trash bag.

Also, you can not leave any can, glassbottle, water litter bottle #1 without clear bags. They don't take care such a trash too.

We've already told all residents to follow the rule a few times even though, still some residents are not following.

Please check your trash bags once more before you bring them to down stair.

Central Housing